


Technical data sheet

Mesh cable tray GR-Magic® 55 A2

Item number: 6001070



Mesh cable tray with shaped connector of side height 55 mm.
No additional connection components are required for the mesh cable tray, it is simply interlocked. The grid width is 50 x 100 mm (exception: GRM 55/50 = 20 x 100 mm).
Magnetic shield insulation without cover 15 dB, with cover 25 dB.



A2 Stainless steel

2B Bright, treated

Master data

Item number	6001070
Type	GRM 55 50 A2
Description 1	Mesh cable tray GRM
Manufacturer	OBO
Dimension	55x50x3000
Material	Stainless steel
Surface	Bright, treated
Surface standard	
Smallest sales unit	3
Unit of quantity	Metre
Weight	67 kg
Weight unit	kg/100 m

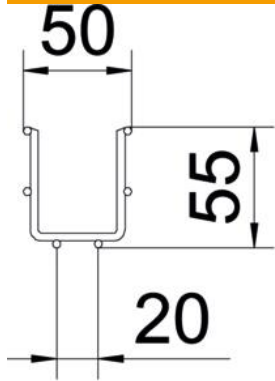
Technical data sheet

Mesh cable tray GR-Magic® 55 A2

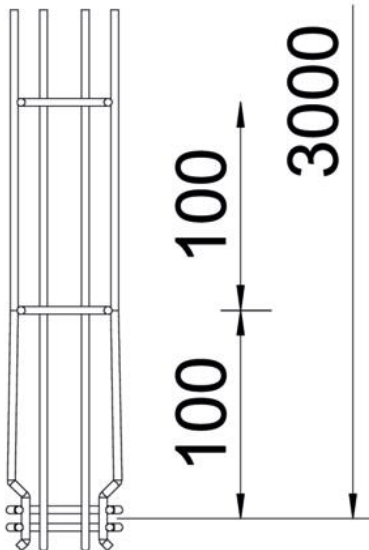
Item number: 6001070



Dimensions



Length	3,000 mm
Width	50 mm
Width	1.97 in
Height	55 mm
Height	2.17 in
Dimension B	52 mm
Dimension H	58 mm



Technical data

Connector version	Integrated connector
Mounting system fastening type	Floor Ceiling Wall
Maintain electrical functions	yes
Integrated partition	Without
Usable cross-section	16 cm ²
Usable cross-section	1600 mm ²
Profile shape	U-shaped
Rustproof steel, pickled	yes
Screwless connector	yes
Load test type according to IEC 61537	Type II
Type of connector, cable support system	Click fastening

Technical data sheet

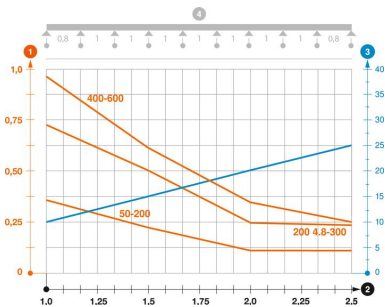
Mesh cable tray GR-Magic® 55 A2

Item number: 6001070



Loads

Insertable support spacings, min.	1 m
Insertable support spacings, max.	2.5 m
Support spacing 1.0 m	0.35 kN/m
Support spacing 1.5 m	0.2 kN/m
Support spacing 2.0 m	0.1 kN/m
Support spacing 2.5 m	0.1 kN/m



Load diagram, mesh cable tray, type GRM 55 VA

- 1 Permitted cable tray/ladder load in kN/m without man load
- 2 Support width in m
- 3 Rail bend in mm at permitted kN/m
- 4 Load scheme during testing
- Load curve with cable tray/ladder width in mm
- Strut bend curve according to support width