


# Technical data sheet

## LCIS 60 cable ladder, 3 m C30 FS

Item number: 6209618



Cable ladder with a 60 mm side height with welded C30 profile rungs which are open in an upwards direction. Rolled side rail for reinforcement and as edge protection. Fastening to the bracket takes place using hold-down clamps, type LKS 40. The slot dimension of the rung is 16.5 mm and the appropriate clamp clip is type 2056.  
Magnetic shield insulation without cover 10 dB, with cover 15 dB.



**St** Steel

**FS** Strip galvanized

### Master data

Item number	6209618
Type	LCIS 660 3 FS
Description 1	Cable ladder
Description 2	perforated rung, welded
Manufacturer	OBO
Dimension	60x600x3000
Material	Steel
Surface	Strip galvanized
Surface standard	DIN EN 10346
Smallest sales unit	3
Unit of quantity	Metre
Weight	354 kg
Weight unit	kg/100 m

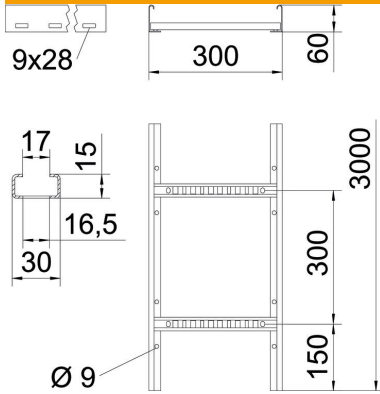
# Technical data sheet

LCIS 60 cable ladder, 3 m C30 FS

Item number: 6209618



## Dimensions



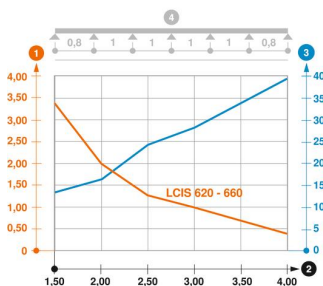
Length	3,000 mm
Length	3,000 ft
Width	600 mm
Height	60 mm
Dimension B	600 mm
Rung slot dimension	17.00

## Technical data

Version of the rungs	Profile perforated
Side rail version	Flat profile
Fastening of rung	Welded
Maintain electrical functions	no
Usable cross-section	240 cm <sup>2</sup>
Usable cross-section	24000 mm <sup>2</sup>
Rustproof steel, pickled	no
Side perforation	yes
Rung distance	300 mm
Wide-span version	no
Rail thickness	1.5 mm

## Loads

Insertable support spacings, min.	1.5 m
Insertable support spacings, max.	4 m
Support spacing 1.5 m	3.3 kN/m
Support spacing 2.0 m	2 kN/m
Support spacing 2.5 m	1.3 kN/m
Support spacing 3.0 m	1 kN/m
Support spacing 3.5 m	0.78 kN/m
Support spacing 4.0 m	0.4 kN/m



### Load diagram, cable ladder, type LCIS 60

- 1 Permitted cable tray/ladder load in kN/m without man load
- 2 Support width in m
- 3 Rail bend in mm at permitted kN/m
- 4 Load scheme during testing
- Load curve with cable tray/ladder width in mm
- Strut bend curve according to support width